



# Hindustan Unilever Limited

Hindustan Unilever Limited  
Unilever House  
B D Sawant Marg  
Chakala, Andheri East  
Mumbai 400 099

Tel: +91 (22) 3983 0000  
Web: www.hul.co.in  
CIN: L15140MH1933PLC002030

8th January, 2017

Stock Code: BSE-500696  
NSE- HINDUNILVR  
ISIN: INE030A01027

BSE Limited  
Corporate Relationship Department,  
2nd Floor, New Trading Wing,  
Rotunda Building, P.J. Towers,  
Dalal Street,  
Mumbai – 400 001

National Stock Exchange of India Limited  
Exchange Plaza, 5th Floor,  
Plot No. C/1, G Block,  
Bandra – Kurla Complex,  
Bandra (E),  
Mumbai – 400 051

Dear Sir,


**Sub.: Information pursuant to Regulation 31 of Securities and Exchange Board of India (Listing Obligations and Disclosure Requirements) Regulations, 2015.**

Pursuant to the requirements of Regulation 31 of the Securities and Exchange Board of India (Listing Obligations and Disclosure Requirements) Regulations, 2015, we are forwarding herewith the statement of shareholding pattern of the Company as on quarter ended 31st December, 2017.

You are requested to kindly take the above information on record.

Thanking You,

Yours faithfully,  
For Hindustan Unilever Limited



**Dev Bajpai**  
Executive Director (Legal & Corporate Affairs)  
and Company Secretary  
Din: 00050516 / FCS No: 3354  
ASJ

Encl. as above

**Shareholding Pattern of Equity Shares**

1. Name of Listed Entity : **HINDUSTAN UNILEVER LIMITED**
2. Scrip Code/Name of Scrip/Class of Security : **500696/HINDUNILVR/EQUITY**
3. Share Holding Pattern Filed under: **Reg.31(1)(b)**
  - a. if under 31(1)(b) then indicate the report for quarter ending : **31st December, 2017**

**4. Declaration :**

<b>Particulars</b>	<b>Promoter &amp; Promoter Group</b>	<b>Public</b>	<b>Non Promoter Non Public</b>
a Whether the Listed Entity has issued any partly paid up shares	No	No	No
b Whether the Listed Entity has issued any Convertible Securities or Warrants?	No	No	No
c Whether the Listed Entity has any shares against which depository receipts are issued?	No	No	No
d Whether the Listed Entity has any shares in locked-in?	No	No	No
e Whether any shares held by promoters are pledge or otherwise encumbered?	No	N/A	N/A
f Whether the Listed Entity has issued any Differential Voting Rights?	No	No	No

5. Disclosure of holding of specified securities is as follows :




Table I - Summary Statement holding of specified securities

Category	Category of Shareholder	No of Shareholders	No of fully paid up equity shares held	No of Partly paid-up equity shares held	No of Shares Underlying Depository Receipts	Total No of Shares Held (VII) = (IV)+(V)+(VI)	Shareholding as a % of total no of shares (As a % of (A+B+C2))	Number of Voting Rights held in each class of securities	Class X	Class Y	Total	Total as a % of (A+B+C)	No of Shares Underlying convertible securities	Shareholding as a % assuming full conversion of convertible Securities (as a % of (A+B+C))	Number of Locked in Shares	As a % of total Shares held	Number of Shares pledged or	As a % of total Shares held	Number of equity shares held in dematerialized form
(I)	(ii)	(iii)	(iv)	(v)	(vi)	(vii)	(viii)	(ix)					(x)	(xi)	(xii)		(xiii)		(xiv)
(A)	Promoter & Promoter Group	7	1454412858	0	0	1454412858	67.19	1454412858			1454412858	67.19	0	67.19	0	0.00	0	0.00	1454412858
(B)	Public	305566	710065713	0	0	710065713	32.81	710065713			710065713	32.81	0	32.81	0	0.00	0	0.00	667944960
(C)	Non Promoter-Non Public																		
(C1)	Shares underlying DRs	0	0	0	0	0	0	0			0	0.00	0	0	0	0.00	0	0.00	0
(C2)	Shares held by Employees Trusts	0	0	0	0	0	0	0			0	0.00	0	0	0	0.00	0	0.00	0
	<b>Total:</b>	<b>305573</b>	<b>2164478571</b>	<b>0</b>	<b>0</b>	<b>2164478571</b>	<b>100.00</b>	<b>2164478571</b>			<b>2164478571</b>	<b>100.00</b>	<b>0</b>	<b>100.00</b>	<b>0</b>	<b>0.00</b>	<b>0</b>	<b>0.00</b>	<b>2122357818</b>




  


Table II - Statement showing shareholding pattern of the Promoter and Promoter Group

Category	PAN	No of Shareholders	No of fully paid up equity shares held	No of Partly paid-up equity shares held	No of Shares Underlying Depository Receipts	Total No of Shares Held (IV+V+VI)	Shareholding as a % of total no of shares (calculated as per SCRR, 1957 (VII) As a % of (A+B+C2)	Number of Voting Rights held in each class of securities			No of Shares Underlying convertible securities (including Warrants)	Shareholding as a % assuming full conversion of convertible Securities (as a percentage of diluted share capital) (VI)+(X) As a % of (A+B+C2)	Number of Locked in Shares		Number of Shares pledged or otherwise encumbered	Number of equity shares held in dematerialized form
								Class X	Class Y	Total (IX)			No.	As a % of total Shares		
	(I)	(III)	(IV)	(V)	(VI)	(VII)	(VIII)	No of Voting Rights			(X)	(XI)	(XII)	(XIII)	(XIV)	
(1) Indian																
(a) Individuals/Hindu undivided Family																
(b) Central Government/State Government(s)																
(c) Financial Institutions/Banks																
(d) Any Other																
(2) Sub-Total (A)(1)																
(2) Foreign																
(a) Individuals (Non-Resident individuals/Foreign Individuals)																
(b) Government																
(c) Institutions																
(d) Foreign Portfolio Investor																
(e) Any Other																
		7	1454412858			0	67.19	1454412858	0	1454412858	67.19	0	0.00	0	0.00	1454412858
UNILEVER PLC	AAACU2685G	1	1114370148			0	51.48	1114370148	0	1114370148	51.48	0	0.00	0	0.00	1114370148
UNILEVER UK&CN HOLDINGS LIMITED	AAACU6787B	1	60086250			0	2.78	60086250	0	60086250	2.78	0	0.00	0	0.00	60086250
UNILEVER OVERSEAS HOLDINGS B V	AAACU6881C	1	18865000			0	0.87	18865000	0	18865000	0.87	0	0.00	0	0.00	18865000
UNILEVER OVERSEAS HOLDINGS AG	AAACU6882B	1	68784320			0	3.18	68784320	0	68784320	3.18	0	0.00	0	0.00	68784320
BROOKE BOND GROUP LIMITED	AAACB3678G	1	106739460			0	4.93	106739460	0	106739460	4.93	0	0.00	0	0.00	106739460
BROOKE BOND ASSAM ESTATES LIMITED	AAACB3679H	1	32820480			0	1.52	32820480	0	32820480	1.52	0	0.00	0	0.00	32820480
BROOKE BOND SOUTH INDIA ESTATES LIMITED	AAACB3680N	1	52747200			0	2.44	52747200	0	52747200	2.44	0	0.00	0	0.00	52747200
Sub-Total (A)(2)		7	1454412858			0	67.19	1454412858	0	1454412858	67.19	0	0.00	0	0.00	1454412858
Total Shareholding of Promoter and Promoter Group (A)=(A)(1)+(A)(2)		7	1454412858			0	67.19	1454412858	0	1454412858	67.19	0	0.00	0	0.00	1454412858



*[Handwritten signature]*

Table III - Statement showing shareholding pattern of the Public shareholder

Category	Category & Name of the Shareholder	PAN	No of Voting Rights										Total as a % of (A+B+C)	No of Shares Underlying Outstanding convertible securities (including Warrants)	Shareholding as a % assuming full conversion of convertible Securities (as a percentage of diluted share capital)	Number of Locked in Shares	Number of Shares pledged or otherwise encumbered	As a % of total Shares held	Number of equity shares held in dematerialized form	
			Number of Voting Rights securities			Total			No. As a % of total Shares held	No. As a % of total Shares held	No. As a % of total Shares held									
			Class X	Class Y	Total	Class X	Class Y	Total												
(I)	(II)	(III)	(IV)	(V)	(VI)	(VII)	(VIII)	(IX)	(X)	(XI)	(XII)	(XIII)	(XIV)							
(1)	Institutions																			
(a)	Mutual Funds		263	36803034	0	36803034	1.70	36803034	0	36803034	1.70	0	0	0	0.00	0	0.00	0	0.00	36763790
(b)	Venture Capital Funds		0	0	0	0	0	0	0	0	0	0	0	0	0.00	0	0.00	0	0.00	0
(c)	Alternate Investment Funds		1	405000	0	405000	0.02	405000	0	405000	0.02	0	0	0	0.00	0	0.00	0	0.00	405000
(d)	Foreign Venture Capital Investors		0	0	0	0	0	0	0	0	0	0	0	0	0.00	0	0.00	0	0.00	0
(e)	Foreign Portfolio Investors		896	279095302	0	279095302	12.89	279095302	0	279095302	12.89	0	0	0	0.00	0	0.00	0	0.00	279066842
(f)	Financial Institutions/Banks		132	11179360	0	11179360	0.52	11179360	0	11179360	0.52	0	0	0	0.00	0	0.00	0	0.00	11051170
(g)	Insurance Companies		18	87792187	0	87792187	4.06	87792187	0	87792187	4.06	0	0	0	0.00	0	0.00	0	0.00	87782687
(h)	LIFE INSURANCE CORPORATION OF INDIA	AAACLO582H	1	55200928	0	55200928	2.55	55200928	0	55200928	2.55	0	0	0	0.00	0	0.00	0	0.00	55200928
(i)	Provident Funds/Pension Funds		0	0	0	0	0	0	0	0	0	0	0	0	0.00	0	0.00	0	0.00	0
(j)	Any Other		0	0	0	0	0	0	0	0	0	0	0	0	0.00	0	0.00	0	0.00	0
	<b>Sub Total (B)(1)</b>		<b>1310</b>	<b>415274883</b>	<b>0</b>	<b>415274883</b>	<b>19.19</b>	<b>415274883</b>	<b>0</b>	<b>415274883</b>	<b>19.19</b>	<b>0</b>	<b>0</b>	<b>0</b>	<b>0.00</b>	<b>0</b>	<b>0.00</b>	<b>0</b>	<b>0.00</b>	<b>415069489</b>
(2)	Central Government/State Government(s)/President of India		1	20	0	20	0.00	20	0	20	0.00	0	0	0	0.00	0	0.00	0	0.00	0
	<b>Sub Total (B)(2)</b>		<b>1</b>	<b>20</b>	<b>0</b>	<b>20</b>	<b>0.00</b>	<b>20</b>	<b>0</b>	<b>20</b>	<b>0.00</b>	<b>0</b>	<b>0</b>	<b>0</b>	<b>0.00</b>	<b>0</b>	<b>0.00</b>	<b>0</b>	<b>0.00</b>	<b>0</b>
(3)	Non-Institutions		295643	246000948	0	246000948	11.37	246000948	0	246000948	11.37	0	0	0	0.00	0	0.00	0	0.00	205528219
(a)	Individual shareholders holding nominal share capital up to Rs.2 lakhs		5	1726555	0	1726555	0.08	1726555	0	1726555	0.08	0	0	0	0.00	0	0.00	0	0.00	1016205
(b)	Individual shareholders holding nominal share capital in excess of Rs. 2 Lakhs		0	0	0	0	0	0	0	0	0	0	0	0	0.00	0	0.00	0	0.00	0
(b)	NBFCs Registered with RBI		12	17946	0	17946	0.00	17946	0	17946	0.00	0	0	0	0.00	0	0.00	0	0.00	17946
(c)	Employees Trusts		0	0	0	0	0	0	0	0	0	0	0	0	0.00	0	0.00	0	0.00	0
(d)	Overseas Depositories (Holding DRs)(Balancing figure)		0	0	0	0	0	0	0	0	0	0	0	0	0.00	0	0.00	0	0.00	0
(e)	Any Other		0	0	0	0	0	0	0	0	0	0	0	0	0.00	0	0.00	0	0.00	0
	<b>Sub Total (B)(3)</b>		<b>13</b>	<b>6220</b>	<b>0</b>	<b>6220</b>	<b>0.00</b>	<b>6220</b>	<b>0</b>	<b>6220</b>	<b>0.00</b>	<b>0</b>	<b>0</b>	<b>0</b>	<b>0.00</b>	<b>0</b>	<b>0.00</b>	<b>0</b>	<b>0.00</b>	<b>6220</b>
	<b>FOREIGN BANKS</b>		<b>33</b>	<b>23459</b>	<b>0</b>	<b>23459</b>	<b>0.00</b>	<b>23459</b>	<b>0</b>	<b>23459</b>	<b>0.00</b>	<b>0</b>	<b>0</b>	<b>0</b>	<b>0.00</b>	<b>0</b>	<b>0.00</b>	<b>0</b>	<b>0.00</b>	<b>23339</b>
	<b>DIRECTORS AND THEIR RELATIVES</b>		<b>7</b>	<b>125168</b>	<b>0</b>	<b>125168</b>	<b>0.01</b>	<b>125168</b>	<b>0</b>	<b>125168</b>	<b>0.01</b>	<b>0</b>	<b>0</b>	<b>0</b>	<b>0.00</b>	<b>0</b>	<b>0.00</b>	<b>0</b>	<b>0.00</b>	<b>125168</b>
	<b>BODIES CORPORATE</b>		<b>2102</b>	<b>28356921</b>	<b>0</b>	<b>28356921</b>	<b>1.31</b>	<b>28356921</b>	<b>0</b>	<b>28356921</b>	<b>1.31</b>	<b>0</b>	<b>0</b>	<b>0</b>	<b>0.00</b>	<b>0</b>	<b>0.00</b>	<b>0</b>	<b>0.00</b>	<b>28027391</b>
	<b>CLEARING MEMBERS</b>		<b>261</b>	<b>1738995</b>	<b>0</b>	<b>1738995</b>	<b>0.08</b>	<b>1738995</b>	<b>0</b>	<b>1738995</b>	<b>0.08</b>	<b>0</b>	<b>0</b>	<b>0</b>	<b>0.00</b>	<b>0</b>	<b>0.00</b>	<b>0</b>	<b>0.00</b>	<b>1738995</b>
	<b>TRUSTS</b>		<b>82</b>	<b>4939668</b>	<b>0</b>	<b>4939668</b>	<b>0.23</b>	<b>4939668</b>	<b>0</b>	<b>4939668</b>	<b>0.23</b>	<b>0</b>	<b>0</b>	<b>0</b>	<b>0.00</b>	<b>0</b>	<b>0.00</b>	<b>0</b>	<b>0.00</b>	<b>4939668</b>
	<b>OVERSEAS CORPORATE BODIES</b>		<b>1</b>	<b>500</b>	<b>0</b>	<b>500</b>	<b>0.00</b>	<b>500</b>	<b>0</b>	<b>500</b>	<b>0.00</b>	<b>0</b>	<b>0</b>	<b>0</b>	<b>0.00</b>	<b>0</b>	<b>0.00</b>	<b>0</b>	<b>0.00</b>	<b>500</b>
	<b>NON RESIDENT INDIANS</b>		<b>6095</b>	<b>8772844</b>	<b>0</b>	<b>8772844</b>	<b>0.41</b>	<b>8772844</b>	<b>0</b>	<b>8772844</b>	<b>0.41</b>	<b>0</b>	<b>0</b>	<b>0</b>	<b>0.00</b>	<b>0</b>	<b>0.00</b>	<b>0</b>	<b>0.00</b>	<b>8385634</b>
	<b>INVESTOR EDUCATION AND PROTECTION FUND AUTHORITY MINISTRY OF CORPORATE AFFAIRS</b>		<b>1</b>	<b>3081586</b>	<b>0</b>	<b>3081586</b>	<b>0.14</b>	<b>3081586</b>	<b>0</b>	<b>3081586</b>	<b>0.14</b>	<b>0</b>	<b>0</b>	<b>0</b>	<b>0.00</b>	<b>0</b>	<b>0.00</b>	<b>0</b>	<b>0.00</b>	<b>3081586</b>
	<b>Sub Total (B)(3)</b>		<b>304255</b>	<b>294790810</b>	<b>0</b>	<b>294790810</b>	<b>13.62</b>	<b>294790810</b>	<b>0</b>	<b>294790810</b>	<b>13.62</b>	<b>0</b>	<b>0</b>	<b>0</b>	<b>0.00</b>	<b>0</b>	<b>0.00</b>	<b>0</b>	<b>0.00</b>	<b>252875471</b>
	<b>Total Public Shareholding (B) = (B)(1)+(B)(2)+(B)(3)</b>		<b>305566</b>	<b>710065713</b>	<b>0</b>	<b>710065713</b>	<b>32.81</b>	<b>710065713</b>	<b>0</b>	<b>710065713</b>	<b>32.81</b>	<b>0</b>	<b>0</b>	<b>0</b>	<b>0.00</b>	<b>0</b>	<b>0.00</b>	<b>0</b>	<b>0.00</b>	<b>667944960</b>




Table IV - Statement showing shareholding pattern of the Non Promoter - Non Public Shareholder

Category	Category & Name of the Shareholder	PAN	No of Shareholders	No of fully paid up equity shares held	No of Partly paid-up equity shares held	No of Shares Underlying Depository Receipts	Total No of Shares Held (IV+V+VI)	Shareholding as a % of total no of shares (A+B+C2)	Number of Voting Rights held in each class of securities			No of Shares Underlying convertible securities (including Warrants)	Shareholding as a % assuming full conversion of convertible Securities (as a percentage of diluted share capital)	Number of Locked in Shares		Number of Shares pledged or otherwise encumbered	Number of equity shares held in dematerialized form
									Class X	Class Y	Total (IX)			No.	As a % of total Shares held		
(1)	(i)	(ii)	(iii)	(iv)	(v)	(vi)	(vii)	(viii)				(x)	(xi)	(xii)			
(2)	Custodian/DR Holder Employee Benefit Trust (under SEBI (Share based Employee Benefit		0	0	0	0	0	0.00	0	0	0	0	0.00	0	0.00	0	0
			0	0	0	0	0	0.00	0	0	0	0	0.00	0	0.00	0	0
	<b>Total Non-Promoter-Non Public Shareholding (C) = (C1)+(C2)</b>		<b>0</b>	<b>0</b>	<b>0</b>	<b>0</b>	<b>0</b>	<b>0.00</b>	<b>0</b>	<b>0</b>	<b>0</b>	<b>0</b>	<b>0.00</b>	<b>0</b>	<b>0.00</b>	<b>0</b>	<b>0</b>

