



Hindustan Unilever Limited

Hindustan Unilever Limited
Unilever House
B D Sawant Marg
Chakala, Andheri East
Mumbai 400 099

Tel: +91 (22) 5043 3000
Web: www.hul.co.in
CIN: L15140MH1933PLC002030

31st January, 2020

Stock Code BSE: 500696

NSE: HINDUNILVR

ISIN: INE030A01027

BSE Limited,
Corporate Relationship Department,
2nd Floor, New Trading Wing,
Rotunda Building, P.J. Towers,
Dalal Street,
Mumbai – 400 001

National Stock Exchange of India Ltd
Exchange Plaza, 5th Floor,
Plot No. C/1, G Block,
Bandra – Kurla Complex,
Bandra (E),
Mumbai – 400 051

Dear Sir,

Sub: Outcome of the Board Meeting held on 31st January, 2020

This is further to our letter dated 13th January, 2020, intimating the date of Board Meeting for consideration of Unaudited Standalone and Consolidated Financial Results for the quarter and nine months ended 31st December, 2019. Pursuant to Regulation 30 of the Securities and Exchange Board of India (Listing Obligations and Disclosure Requirements) Regulations, 2015 ('Listing Regulations'), we would like to inform you that the Board in its meeting held today has:

1. approved the unaudited standalone and consolidated financial results for the quarter and nine months ended 31st December, 2019. We attach herewith a copy of the approved unaudited financial results along with the limited review report of the auditors. A copy of the Press Release issued in this regard is also attached herewith.

We are arranging to publish these results in the newspapers as per Regulation 47 of Listing Regulations, 2015.

2. based on the recommendation of the Nomination and Remuneration Committee, approved the appointment of Dr. Ashish Sharad Gupta as Independent Director on the Board of the Company with effect from 31st January, 2020. Dr. Gupta is an entrepreneur, advisor and strategic angel investor. He co-founded Helion Advisors in 2006 and presently represents Helion Advisors, managing a corpus of \$600 million across three funds. He also serves on the boards of several firms including Infoedge, Simplilearn, and Workspot. A press release issued in this regard is also attached.





Hindustan Unilever Limited

3. based on the recommendation of the Nomination and Remuneration Committee, approved certain changes in the Management Committee of the Company. A press release in this regard, which is self-explanatory is attached.
4. have decided to seek the consent of Members of the Company by way of a Postal Ballot for appointment of Mr. Wilhelmus Uijen as the Whole-time Director of the Company. The Board of Directors have also appointed Mr. S. N. Ananthasubramanian, Practising Company Secretary, who has also given the consent to act as the scrutinizer, for conducting the postal ballot process.

Please take the above information on record.

Thanking You.

Yours faithfully,
For Hindustan Unilever Limited

Dev Bajpai

Executive Director, Legal & Corporate Affairs
and Company Secretary
DIN : 00050516 / Membership No. F3354



Encl: A/a

B S R & Co. LLP

Chartered Accountants

5th Floor, Lodha Excelus,
Apollo Mills Compound
N. M. Joshi Marg, Mahalaxmi
Mumbai - 400 011
India

Telephone +91 (22) 4345 5300
Fax +91 (22) 4345 5399


Limited Review Report on Unaudited Quarterly and Year-to-date Standalone Financial Results of Hindustan Unilever Limited under Regulation 33 of the SEBI (Listing Obligations and Disclosure Requirements) Regulations, 2015

To the Board of Directors of Hindustan Unilever Limited

1. We have reviewed the accompanying Statement of unaudited standalone financial results of Hindustan Unilever Limited ("Company") for the quarter ended 31 December 2019 and year to date results for the period from 1 April 2019 to 31 December 2019 ("the Statement").
2. This Statement, which is the responsibility of the Company's management and approved by the Board of Directors, has been prepared in accordance with the recognition and measurement principles laid down in Indian Accounting Standard 34 "*Interim Financial Reporting*" ("Ind AS 34"), prescribed under Section 133 of the Companies Act, 2013, and other accounting principles generally accepted in India and in compliance with Regulation 33 of the SEBI (Listing Obligations and Disclosure Requirements) Regulations, 2015 ("Listing Regulations"). Our responsibility is to issue a report on the Statement based on our review.
3. We conducted our review of the Statement in accordance with the Standard on Review Engagements (SRE) 2410 "*Review of Interim Financial Information Performed by the Independent Auditor of the Entity*" issued by the Institute of Chartered Accountants of India. This standard requires that we plan and perform the review to obtain moderate assurance as to whether the Statement is free of material misstatement. A review is limited primarily to inquiries of company personnel and analytical procedures applied to financial data and thus provides less assurance than an audit. We have not performed an audit and accordingly, we do not express an audit opinion.
4. Based on our review conducted as above, nothing has come to our attention that causes us to believe that the accompanying Statement, prepared in accordance with applicable accounting standards and other recognised accounting practices and policies has not disclosed the information required to be disclosed in terms of Regulation 33 of the Listing Regulations including the manner in which it is to be disclosed, or that it contains any material misstatement.

For **B S R & Co. LLP**
Chartered Accountants

Firm's Registration No: 101248W/W-100022



Akeel Master
Partner

Mumbai
31 January 2020

Membership No: 046768
ICAI UDIN: 20046768AAAADH7681




Hindustan Unilever Limited

STANDALONE FINANCIAL RESULTS FOR THE QUARTER AND NINE MONTH ENDED 31ST DECEMBER, 2019

(Rs in Crores)

Unaudited Results for the quarter ended 31st December		Unaudited Results for the quarter ended 30th September	Particulars	Unaudited Results for the nine months ended 31st December		Audited Results for the year ended 31st March
2019	2018	2019		2019	2018	2019
9,696	9,357	9,708	Revenue from operations			
112	201	144	Sale of products	29,388	27,851	37,660
140	106	180	Other operating revenue	386	428	564
9,948	9,664	10,032	Other income	467	546	664
			TOTAL INCOME	30,241	28,825	38,888
			EXPENSES			
2,793	3,199	3,229	Cost of materials consumed	9,183	9,921	13,240
1,561	1,337	1,447	Purchases of stock-in-trade	4,341	3,424	4,708
136	(118)	(191)	Changes in inventories of finished goods (including stock-in-trade) and work-in-progress	99	(128)	12
454	465	430	Employee benefits expenses	1,336	1,345	1,747
25	7	31	Finance costs	80	21	28
232	133	237	Depreciation and amortisation expenses	683	390	524
			Other expenses			
1,163	1,186	1,198	Advertising and promotion	3,522	3,445	4,552
1,256	1,443	1,296	Others	3,758	3,956	5,328
7,620	7,652	7,677	TOTAL EXPENSES	23,002	22,374	30,139
2,328	2,012	2,355	Profit before exceptional items and tax	7,239	6,451	8,749
(99)	(62)	(47)	Exceptional items [net credit/ (charge)]	(139)	(156)	(227)
2,229	1,950	2,308	Profit before tax	7,100	6,295	8,522
			Tax expenses			
(606)	(510)	(374)	Current tax	(1,799)	(1,843)	(2,565)
(7)	4	(86)	Deferred tax credit/(charge)	(82)	46	79
1,616	1,444	1,848	PROFIT FOR THE PERIOD (A)	5,219	4,498	6,036
			OTHER COMPREHENSIVE INCOME			
			Items that will not be reclassified subsequently to profit or loss			
-	-	-	Remeasurements of the net defined benefit plans	-	-	(7)
-	-	-	Tax on above	-	-	3
			Items that will be reclassified subsequently to profit or loss			
(1)	1	-	Fair value of debt instruments through other comprehensive income	(1)	(1)	2
0	(1)	-	Tax on above	0	0	(1)
0	-	4	Fair value of Cash flow hedges through other comprehensive income	4	-	-
(0)	-	(1)	Tax on above	(1)	-	-
(1)	0	3	OTHER COMPREHENSIVE INCOME FOR THE PERIOD (B)	2	(1)	(3)
1,615	1,444	1,851	TOTAL COMPREHENSIVE INCOME FOR THE PERIOD (A+B)	5,221	4,497	6,033
216	216	216	Paid up Equity Share Capital (Face value Re. 1 per share)	216	216	216
			Other Equity			7,443
			Earnings per equity share (Face value of Re. 1 each)			
7.47	6.67	8.54	Basic (in Rs.)	24.11	20.78	27.89
7.47	6.67	8.54	Diluted (in Rs.)	24.11	20.78	27.88



STANDALONE SEGMENT WISE REVENUE, RESULTS, ASSETS AND LIABILITIES

(Rs in Crores)

Unaudited Results for the quarter ended 31st December		Unaudited Results for the quarter ended 30th September	Particulars	Unaudited Results for the nine months ended 31st December		Audited Results for the year ended 31st March
2019	2018	2019		2019	2018	2019
3,456	3,148	3,371	Segment Revenue (Sales and Other operating income)			
4,412	4,539	4,543	- Home Care	10,292	9,374	12,876
1,865	1,728	1,847	- Beauty & Personal Care	13,544	13,262	17,655
75	143	91	- Foods & Refreshment	5,662	5,217	7,133
			- Others (includes Exports, Infant & Feminine Care etc.)	276	426	560
9,808	9,558	9,852	Total Segment Revenue	29,774	28,279	38,224
			Segment Results			
629	446	595	- Home Care	1,923	1,537	2,156
1,252	1,165	1,315	- Beauty & Personal Care	3,925	3,507	4,727
334	261	294	- Foods & Refreshment	1,007	884	1,230
(2)	(3)	2	- Others (includes Exports, Infant & Feminine Care etc.)	2	(2)	(0)
2,213	1,869	2,206	Total Segment Results	6,857	5,926	8,113
(99)	(62)	(47)	Add/(Less): Exceptional Items [net credit/ (charge)]	(139)	(156)	(227)
(25)	(7)	(31)	Less: Finance Costs	(80)	(21)	(28)
140	150	180	Add/(Less): Finance Income and Other unallocable income net of unallocable expenditure	462	546	664
2,229	1,950	2,308	Total Profit Before Tax	7,100	6,295	8,522
			Segment Assets			
2,697	2,221	2,792	- Home Care	2,697	2,221	2,270
4,993	4,874	5,248	- Beauty & Personal Care	4,993	4,874	4,839
2,242	2,115	2,154	- Foods & Refreshment	2,242	2,115	2,179
93	127	106	- Others (includes Exports, Infant & Feminine Care etc.)	93	127	136
9,001	8,078	9,549	- Unallocable corporate assets	9,001	8,078	8,441
19,026	17,415	19,849	Total Segment Assets	19,026	17,415	17,865
			Segment Liabilities			
3,649	3,251	3,392	- Home Care	3,649	3,251	2,752
5,923	5,482	5,657	- Beauty & Personal Care	5,923	5,482	5,059
1,695	1,490	1,581	- Foods & Refreshment	1,695	1,490	1,311
52	75	50	- Others (includes Exports, Infant & Feminine Care etc.)	52	75	59
1,099	993	1,325	- Unallocable corporate liabilities	1,099	993	1,025
12,418	11,291	12,005	Total Segment Liabilities	12,418	11,291	10,206

Notes on Segment Information:

1. Segment Revenue, Results, Assets and Liabilities represent amounts identifiable to each of the segments. Other "unallocable income net of unallocable expenditure" mainly includes interest income, dividend income, income from current investments (net), expenses on common services not directly identifiable to individual segments, corporate expenses.
- Segment Assets and Segment Liabilities are as at 31st December 2019, 30th September 2019, 31st March 2019 and 31st December 2018. Unallocable corporate assets less Unallocable corporate liabilities mainly represent investment of surplus funds and cash and bank balances.
2. Previous period figures have been re-grouped / re-classified wherever necessary, to conform to current period's classification.

Registered Office : Unilever House, B.D. Sawant Marg, Chakala, Andheri East, Mumbai 400 099.

CIN: L15140MH1933PLC002030. Tel : +91 (22) 3983 0000.

Email: levercare.shareholder@unilever.com




Notes:

1. Total sales grew by 4% during the quarter. Domestic consumer business grew by 4% during the quarter.
2. The Company adopted Ind AS 116 effective 1st April 2019, using the modified retrospective method. The Company has applied the standard to its leases with the cumulative impact recognized on the date of initial application (1st April 2019). Accordingly, previous period information has not been restated.
3. Earnings before interest, tax, depreciation and amortization (EBITDA) for the quarter at Rs. 2,445 crores (DQ 18: Rs.2,046 crores) grew by 19%. Comparable EBITDA after adjusting for accounting impact of IND AS 116 grew by 14%. Comparable EBITDA margin improved by 210 bps vs DQ 18.
4. Profit after tax before exceptional items for the quarter at Rs. 1,691 crores (DQ 18: Rs.1,401 crores) grew by 21%.
5. Exceptional items in DQ 19 includes profit from sale of surplus properties Rs. 2 crores (DQ 18: Rs. Nil), restructuring expenses Rs. 64 crores (DQ 18: Rs. 46 crores) and other acquisition and disposal related cost of Rs. 37 crores (DQ 18: Rs 16 crore).
6. Profit after tax for the quarter at Rs. 1,616 crores (DQ 18: Rs. 1,444 crores) grew by 12%.
7. On 3rd December 2018, the Board of Directors of Hindustan Unilever Limited (HUL), subject to obtaining requisite approvals from statutory authorities and shareholders, had approved a Scheme of Amalgamation between HUL and GlaxoSmithKline Consumer Healthcare Limited (GSK CH India). The Scheme of Amalgamation was filed with the National Company Law Tribunal (NCLT) seeking directions to hold shareholder's and creditor's meetings. Pursuant to the order dated 2nd May 2019 passed by the NCLT, the Tribunal Convened Meeting of the Equity Shareholders and Unsecured creditors of the Company was held on 29th June 2019. The Equity Shareholders and Unsecured Creditors of the Company, in their respective meetings, approved the Resolution as set out in the Notice of Tribunal Convened Meeting, approving the Scheme of Amalgamation with requisite majority. The Company filed the requisite Company Scheme Petition seeking sanction of the NCLT Mumbai Bench and the Hon'ble Tribunal vide its order dated 24th September, 2019 ("Order"), has sanctioned the aforesaid Scheme. This Order is subject to sanction of the Scheme by the Hon'ble National Company Law Tribunal, Chandigarh Bench.
8. The above results have been reviewed by the Audit Committee and approved by the Board of Directors at its meeting held on 31st January 2020.
9. The text of the above statement was approved by the Board of Directors at their meeting held on 31st January 2020. The statutory auditors have expressed an unqualified report on the above results.

For more details on Results, visit Investor Relations section of our website at <http://www.hul.co.in> and Financial Results under Corporates section of www.nseindia.com and www.bseindia.com.

Place: Mumbai

Date: 31st January 2020



By order of the Board

Sanjiv Mehta
Chairman and Managing Director
[DIN: 06699923]



B S R & Co. LLP

Chartered Accountants

5th Floor, Lodha Excelus,
Apollo Mills Compound
N. M. Joshi Marg, Mahalaxmi
Mumbai - 400 011
India


Telephone +91 (22) 4345 5300
Fax +91 (22) 4345 5399

Limited Review Report on Unaudited Quarterly and Year-to-date Consolidated Financial Results of Hindustan Unilever Limited under Regulation 33 of the SEBI (Listing Obligations and Disclosure Requirements) Regulations, 2015

To the Board of Directors of Hindustan Unilever Limited

1. We have reviewed the accompanying Statement of unaudited consolidated financial results of Hindustan Unilever Limited ("the Parent") and its subsidiaries (the Parent and its subsidiaries together referred to as "the Group") for the quarter ended 31 December 2019 and year to date results for the period from 1 April 2019 to 31 December 2019 ("the Statement"), being submitted by the Parent pursuant to the requirements of Regulation 33 of the SEBI (Listing Obligations and Disclosure Requirements) Regulations, 2015, as amended ("Listing Regulations"). Attention is drawn to the fact that the consolidated figures for the corresponding quarter ended 31 December 2018 and the corresponding period from 1 April 2018 to 31 December 2018, as reported in these financial results have been approved by the Parent's Board of Directors, but have not been subjected to review since the requirement of submission of quarterly consolidated financial results has become mandatory only from 1 April 2019.
2. This Statement, which is the responsibility of the Parent's management and approved by the Parent's Board of Directors, has been prepared in accordance with the recognition and measurement principles laid down in Indian Accounting Standard 34 "*Interim Financial Reporting*" ("Ind AS 34"), prescribed under Section 133 of the Companies Act, 2013, and other accounting principles generally accepted in India and in compliance with Regulation 33 of the Listing Regulations. Our responsibility is to express a conclusion on the Statement based on our review.
3. We conducted our review of the Statement in accordance with the Standard on Review Engagements (SRE) 2410 "*Review of Interim Financial Information Performed by the Independent Auditor of the Entity*", issued by the Institute of Chartered Accountants of India. A review of interim financial information consists of making inquiries, primarily of persons responsible for financial and accounting matters, and applying analytical and other review procedures. A review is substantially less in scope than an audit conducted in accordance with Standards on Auditing and consequently does not enable us to obtain assurance that we would become aware of all significant matters that might be identified in an audit. Accordingly, we do not express an audit opinion.

We also performed procedures in accordance with the circular issued by the SEBI under Regulation 33(8) of the Listing Regulations, to the extent applicable.



Limited Review Report on Unaudited Quarterly and Year-to-date Consolidated Financial Results of Hindustan Unilever Limited under Regulation 33 of the SEBI (Listing Obligations and Disclosure Requirements) Regulations, 2015 (Continued)

4. The Statement includes the results of the following entities:


Name of the Entity	Relationship
Unilever India Exports Limited	Wholly owned subsidiary
Lakme Lever Private Limited	Wholly owned subsidiary
Pond's Exports Limited	Wholly owned subsidiary
Daverashola Estates Private Limited	Wholly owned subsidiary
Jamnagar Properties Private Limited	Wholly owned subsidiary
Levindra Trust Limited	Wholly owned subsidiary
Levers Associated Trust Limited	Wholly owned subsidiary
Hindlever Trust Limited	Wholly owned subsidiary
Hindustan Unilever Foundation	Wholly owned subsidiary
Bhavishya Alliance Child Nutrition Initiatives	Wholly owned subsidiary
Unilever Nepal Limited	Subsidiary

5. Based on our review conducted and procedures performed as stated in paragraph 3 above and based on the consideration of the review report of other auditor referred to in paragraph 6 below, nothing has come to our attention that causes us to believe that the accompanying Statement, prepared in accordance with the recognition and measurement principles laid down in the aforesaid Indian Accounting Standard and other accounting principles generally accepted in India, has not disclosed the information required to be disclosed in terms of Regulation 33 of the Listing Regulations, including the manner in which it is to be disclosed, or that it contains any material misstatement.
6. We did not review the interim financial information of one (1) subsidiary, Unilever Nepal Limited, included in the Statement, whose interim financial information reflect total assets of Rs. 452 crores as at 31 December 2019 and total revenues of Rs. 102 crores and Rs. 317 crores, total net profit after tax of Rs. 18 crores and Rs. 53 crores and total comprehensive income of Rs. 18 crores and Rs. 53 crores, for the quarter ended 31 December 2019 and for the period from 1 April 2019 to 31 December 2019, respectively as considered in the Statement. This interim financial information has been reviewed by other auditor whose report has been furnished to us by the management and our conclusion on the Statement, in so far as it relates to the amounts and disclosures included in respect of this subsidiary, is based solely on the report of the other auditor and the procedures performed by us as stated in paragraph 3 above.

Our conclusion on the Statement is not modified in respect of the above matter.

For **B S R & Co. LLP**
Chartered Accountants

Firm's Registration No: 101248W/W-100022



Akeel Master
Partner

Mumbai
31 January 2020

Membership No: 046768
ICAI UDIN: 20046768AAAADI1056



Hindustan Unilever Limited

CONSOLIDATED FINANCIAL RESULTS FOR THE QUARTER AND NINE MONTH ENDED 31ST DECEMBER, 2019

(Rs in Crores)

Unaudited Results for the quarter ended 31st December		Unaudited Results for the quarter ended 30th September	Particulars	Unaudited Results for the nine months ended 31st December		Audited Results for the year ended 31st March
2019	2018	2019		2019	2018	2019
9,953	9,582	9,931	Revenue from operations			
25	30	26	Sale of products	30,081	28,561	38,579
125	229	148	Sale of services	79	76	105
105	73	118	Other operating revenue	412	472	626
10,208	9,914	10,223	Other income	368	437	550
			TOTAL INCOME	30,940	29,546	39,860
			EXPENSES			
2,893	3,319	3,331	Cost of materials consumed	9,478	10,275	13,707
1,573	1,352	1,472	Purchases of stock-in-trade	4,392	3,467	4,755
161	(127)	(192)	Changes in inventories of finished goods (including stock-in-trade) and work-in-progress	134	(118)	12
487	501	462	Employee benefits expenses	1,434	1,443	1,875
27	9	34	Finance costs	88	26	33
248	143	254	Depreciation and amortisation expenses	731	421	565
			Other expenses			
1,171	1,207	1,200	Advertising and promotion	3,538	3,489	4,607
1,289	1,496	1,324	Others	3,835	4,067	5,474
7,849	7,900	7,885	TOTAL EXPENSES	23,630	23,070	31,028
2,359	2,014	2,338	Profit before exceptional items and tax	7,310	6,476	8,832
(100)	(58)	(48)	Exceptional items [net credit/ (charge)]	(141)	(164)	(228)
2,259	1,956	2,290	Profit before tax from continuing operations	7,169	6,312	8,604
			Tax expenses			
(621)	(518)	(379)	Current tax	(1,834)	(1,873)	(2,610)
(7)	6	(93)	Deferred tax credit/(charge)	(91)	47	66
1,631	1,444	1,818	Profit after tax from continuing operations (A)	5,244	4,486	6,060
(0)	0	(0)	Profit/(Loss) from discontinued operations before tax	(0)	0	0
-	-	-	Tax expenses of discontinued operations	-	-	-
(0)	0	(0)	Profit/(Loss) from discontinued operations after tax (B)	(0)	0	0
1,631	1,444	1,818	PROFIT FOR THE PERIOD (A+B)	5,244	4,486	6,060
			OTHER COMPREHENSIVE INCOME			
			Items that will not be reclassified subsequently to profit or loss			
-	-	-	Remeasurements of the net defined benefit plans	-	-	(8)
-	-	-	Tax on above	-	-	3
			Items that will be reclassified subsequently to profit or loss			
(1)	(1)	-	Fair value of debt instruments through other comprehensive income	(1)	(2)	2
0	1	-	Tax on above	0	0	(1)
0	-	4	Fair value of cash flow hedges through other comprehensive income	4	-	-
(0)	-	(1)	Tax on above	(1)	-	-
(1)	0	3	OTHER COMPREHENSIVE INCOME FOR THE PERIOD (C)	2	(2)	(4)
1,630	1,444	1,821	TOTAL COMPREHENSIVE INCOME FOR THE PERIOD (A+B+C)	5,246	4,484	6,056
			Net Profit attributable to			
1,627	1,440	1,814	a) Owners of the company	5,233	4,483	6,054
4	4	4	b) Non-controlling interest	11	3	6
			Other comprehensive income attributable to			
(1)	0	3	a) Owners of the company	2	(2)	(4)
-	-	-	b) Non-controlling interest	-	0	(0)
			Total comprehensive income attributable to			
1,626	1,440	1,817	a) Owners of the company	5,235	4,481	6,050
4	4	4	b) Non-controlling interest	11	3	6
216	216	216	Paid up Equity Share Capital (Face value Re. 1 per share)	216	216	216
			Other Equity			
			Earnings per equity share from continuing operations (Face value of Re. 1 each)			
7.51	6.65	8.38	Basic (in Rs.)	24.17	20.71	27.97
7.51	6.65	8.38	Diluted (in Rs.)	24.17	20.71	27.96
			Earnings per equity share from discontinued operations (Face value of Re. 1 each)			
(0.00)	0.00	(0.00)	Basic (in Rs.)	(0.00)	0.00	0.00
(0.00)	0.00	(0.00)	Diluted (in Rs.)	(0.00)	0.00	0.00
			Earnings per equity share from continuing and discontinued operations (Face value of Re. 1 each)			
7.51	6.65	8.38	Basic (in Rs.)	24.17	20.71	27.97
7.51	6.65	8.38	Diluted (in Rs.)	24.17	20.71	27.96



CONSOLIDATED SEGMENT WISE REVENUE, RESULTS, ASSETS AND LIABILITIES

(Rs in Crores)

Unaudited Results for the quarter ended 31st December		Unaudited Results for the quarter ended 30th September	Particulars	Unaudited Results for the nine months ended 31st December		Audited Results for the year ended 31st March
2019	2018	2019		2019	2018	2019
3,456	3,147	3,370	Segment Revenue (Sales and Other operating income)			
4,448	4,579	4,580	- Home Care	10,290	9,372	12,874
1,865	1,728	1,847	- Beauty & Personal Care	13,654	13,368	17,800
334	387	308	- Foods & Refreshment	5,662	5,215	7,131
			- Others (includes Exports, Infant & Feminine Care etc.)	966	1,154	1,505
10,103	9,841	10,105	Total Segment Revenue	30,572	29,109	39,310
			Segment Results			
629	446	595	- Home Care	1,923	1,535	2,156
1,263	1,166	1,315	- Beauty & Personal Care	3,942	3,519	4,751
334	262	294	- Foods & Refreshment	1,007	884	1,230
55	33	50	- Others (includes Exports, Infant & Feminine Care etc.)	158	127	178
2,281	1,907	2,254	Total Segment Results	7,030	6,065	8,315
(100)	(58)	(48)	Add/(Less): Exceptional Items [net credit/(charge)]	(141)	(164)	(228)
(27)	(9)	(34)	Less: Finance Costs	(88)	(26)	(33)
			Add/(Less): Finance Income and Other unallocable income net of unallocable expenditure	368	437	550
105	116	118	Total Profit Before Tax	7,169	6,312	8,604
2,259	1,956	2,290				
			Segment Assets			
2,697	2,221	2,792	- Home Care	2,697	2,221	2,270
5,372	5,198	5,603	- Beauty & Personal Care	5,372	5,198	5,152
2,242	2,115	2,154	- Foods & Refreshment	2,242	2,115	2,179
591	683	585	- Others (includes Exports, Infant & Feminine Care etc.)	591	683	697
8,961	7,916	9,522	- Unallocable corporate assets	8,961	7,916	8,331
19,863	18,133	20,656	Total Segment Assets	19,863	18,133	18,629
			Segment Liabilities			
3,649	3,251	3,392	- Home Care	3,649	3,251	2,752
6,044	5,549	5,757	- Beauty & Personal Care	6,044	5,549	5,102
1,695	1,490	1,581	- Foods & Refreshment	1,695	1,490	1,311
282	353	286	- Others (includes Exports, Infant & Feminine Care etc.)	282	353	296
1,364	1,175	1,582	- Unallocable corporate liabilities	1,364	1,175	1,283
13,034	11,818	12,598	Total Segment Liabilities	13,034	11,818	10,744

Notes:

1. Segment Revenue, Results, Assets and Liabilities represent amounts identifiable to each of the segments. Other "unallocable income net of unallocable expenditure" mainly includes interest income, dividend income, income from current investments (net), expenses on common services not directly identifiable to individual segments and corporate expenses.

Segment Assets and Segment Liabilities are as at 31st December 2019, 30th September 2019, 31st March 2019 and 31st December 2018. Unallocable corporate assets less Unallocable corporate liabilities mainly represent investment of surplus funds and cash and bank balances.

2. Previous period figures have been re-grouped / re-classified wherever necessary, to conform to current period's classification.

Registered Office : Unilever House, B.D. Sawant Marg, Chakala, Andheri East, Mumbai 400 099.

CIN : L15140MH1933PLC002030. Tel : +91 (22) 3983 0000.

Email: levercare.shareholder@unilever.com



Notes:

1. The Group adopted Ind AS 116 effective 1st April 2019, using the modified retrospective method. The Group has applied the standard to its leases with the cumulative impact recognised on the date of initial application (1st April 2019). Accordingly, previous period information has not been restated.
2. The above results have been reviewed by the Audit Committee and approved by the Board of Directors at its meeting held on 31st January 2020.
3. The text of the above statement was approved by the Board of Directors at their meeting held on 31st January 2020. The statutory auditors have expressed an unqualified report on the above results.

For more details on Results, visit Investor Relations section of our website at <http://www.hul.co.in> and Financial Results under Corporates section of www.nseindia.com and www.bseindia.com.

Place: Mumbai
Date: 31st January 2020

By order of the Board



Sanjiv Mehta
Chairman and Managing Director
[DIN: 06699923]





Hindustan Unilever Limited

RESULTS FOR THE QUARTER ENDING 31st DECEMBER 2019

5% UNDERLYING VOLUME GROWTH, 21% PAT (BEI*) GROWTH

Mumbai, January 31st, 2020: Hindustan Unilever Limited (HUL) announced its results for the quarter ending 31st December 2019.

Domestic Consumer Growth was 4% with Underlying Volume Growth at 5%. Reported EBITDA improvement was 335 bps (210 bps on comparable basis after adjusting for accounting impact of Ind AS 116 on leases). Profit after tax (bei*) grew by 21%.

Home Care

Home Care continued its trajectory of good performance with double digit topline growth. In Fabric Wash, our focus on core and premiumization continues to yield strong results. During this quarter, we launched Comfort Perfume Deluxe in select geographies. Household Care saw good growth on the back of market development. Upgradation to liquid dishwash in urban areas continues to build momentum.

Beauty & Personal Care

Beauty and Personal care was impacted by a higher than expected slowdown to market growth and delayed winter. Hair and Color cosmetics performed well. In Personal wash, negative market growths coupled with the pricing actions to pass on benefits of lower commodity have impacted topline delivery. Skin care performance was impacted by delayed winter while we saw good growths in the non-winter part of the portfolio. We launched Love Beauty & Planet and new variants in Vaseline body lotions. Hair Care registered healthy performance across the portfolio. During this quarter, we launched the shampoo and conditioner range of Love Beauty & Planet and Indulekha Neemraj Oil. Color Cosmetics continues to tap into new opportunities by unlocking the rising aspirations of women across the country. We continue to step up innovations in this category. Oral Care delivered a steady quarter driven by Close Up.

Foods & Refreshment

Foods & Refreshment delivered robust growth across categories. Beverages saw broad-based growth in the quarter. Ice Cream and Frozen Desserts sustained focus on distribution expansion and building the innovation pipeline ahead of season. Foods registered good growth led by activations basis differentiated consumer insights. In this quarter, we launched Hellmann's Mayonnaise in Kolkata.


Margin improvement sustained

Margin expansion was driven by our savings agenda and leverage in other expenses. Earnings before interest, tax, depreciation and amortization (EBITDA) at Rs. 2445 Crores was up by 19% (14% on comparable basis after adjusting for accounting impact of Ind AS 116). Profit after tax (bei*), at Rs. 1691 Crores was up 21%, and Profit after tax, at Rs. 1616 Crores increased by 12%.

Sanjiv Mehta, Chairman and Managing Director commented: This quarter witnessed an overall challenging market environment, mainly reflecting a sharp slowdown in rural and discretionary spends. In this tough environment, HUL has delivered a resilient performance which is reflective of the strength of our brands, consistency in strategy and execution prowess. Our continued focus on innovation and market development has helped sustain underlying volume growth at a steady 5%. We have also delivered a healthy margin improvement.

In the short term, demand outlook and market growth continue to be challenging. In this environment, we will continue to invest behind our brands and offer superior value to our consumers. We will continue to manage our business with agility by leveraging our data and tech capabilities. I remain confident of the medium to long term prospects of Indian FMCG sector and am hopeful that policy measures will spur the rural economy and drive consumption.

*Before exceptional items





Hindustan Unilever Limited

Dr. Ashish Gupta Appointed Independent Director on the HUL Board

Mumbai, January 31, 2020: Hindustan Unilever Limited (HUL) today announced the appointment of Dr. Ashish Gupta (53), as an Independent Director on its Board effective January 31, 2020.

Dr. Gupta is an entrepreneur, advisor and strategic angel investor. He co-founded Helion Advisors in 2006 and presently represents Helion Advisors, managing a corpus of \$600 million across three funds. He also serves on the boards of several firms including Infoedge, Simplilearn and Workspot.

Prior to Helion, he was a Venture Partner with Woodside Fund and before that, had co-founded two companies – Tavant Technologies and Jungle.com, which was later acquired by Amazon. He has also worked at Oracle Corporation and IBM. Some of his other investments include redBus, Mu Sigma, Daksh (IBM), Upwork (UPWK), MakeMyTrip, and Flipkart.

Dr. Gupta holds a Ph.D. in Computer Science from Stanford University, and a Bachelor's degree from the Indian Institute of Technology (IIT), Kanpur where he was awarded the President's Gold medal. He is the owner of several patents, published in international journals and authored a book published by MIT Press.

Welcoming Dr. Gupta's appointment, Mr. Sanjiv Mehta, Chairman & MD, HUL said, "Ashish brings with him extensive knowledge and understanding of the digital ecosystem. The diversity and richness, coupled with the entrepreneurial experiences that Ashish has will be useful to us as we take the next leap in our digital transformation journey."

Dr Gupta, said, "For a Company of the size and scale of HUL, not to mention legacy, it's remarkable to see the agility with which it operates in today's world where technology and digital are all-pervasive. I consider it a privilege to join the HUL Board and look forward to contributing as an Independent Director."

+++

About Hindustan Unilever Limited

Hindustan Unilever Limited (HUL) is India's largest Fast-Moving Consumer Goods company with its products touching the lives of nine out of ten households in the country. HUL works to create a better future every day.

For media enquiries:

mediacentre.hul@unilever.com



Hindustan Unilever Limited

HUL Announces Key Appointments to Management Committee

MUMBAI, JANUARY 31, 2020: Hindustan Unilever Limited (HUL) today announced the appointment of Ms. Prabha Narasimhan as Executive Director - Home Care, HUL. Prabha replaces Ms. Priya Nair, currently Executive Director - Home Care who moves as Executive Director - Beauty and Personal Care, HUL. Priya takes over from Sandeep Kohli who will relocate to Dubai as VP – Beauty & Personal Care for our North Africa, Middle East, Turkey and Russia markets.

Priya will continue to be a member of the HUL Management Committee and Prabha will join the Management Committee effective February 1, 2020.

Priya joined HUL in the Consumer Insights team in 1995. In a career spanning almost 25 years, she has demonstrated diverse and rich experience across Consumer Insights, Customer Development and Marketing. Under her leadership, the Home Care category has delivered strong, consistent and competitive growth. She has led our USLP agenda with the 'HUL Swachh Aadat, Swachh Bharat' programme, bringing decisive focus to the organisation's efforts on sustainability.

Prabha joined HUL in 1999 and in a career spanning two decades, she has worked across businesses and geographies. In her most recent role, Prabha has been leading the Skin and Colour Cosmetics business where she has delivered consistent and market-beating growth in a highly competitive and fast-growing category.

Sanjiv Mehta, Chairman and Managing Director, HUL, said, "I would like to thank Sandeep for his leadership in growing our Beauty and Personal Care business and wish him the very best for his new role. I look forward to Priya taking the Beauty and Personal Care division to the next level of performance and take this opportunity to thank her for her outstanding contributions to Home Care. And finally, I would like to welcome Prabha to the HUL Management Committee and wish her great success."

+++

About Hindustan Unilever Limited

Hindustan Unilever Limited (HUL) is India's largest Fast-Moving Consumer Goods company with its products touching the lives of nine out of ten households in the country. HUL works to create a better future every day.

For media enquiries:

mediacentre.hul@unilever.com