



Hindustan Unilever Limited

Hindustan Unilever Limited
Unilever House
B D Sawant Marg
Chakala, Andheri East
Mumbai 400 099

Tel: +91 (22) 3983 0000
Web: www.hul.co.in
CIN: L15140MH1933PLC002030

12th October, 2016

Stock Code: BSE-500696
NSE- HINDUNILVR
ISIN: INE030A01027

BSE Limited
Corporate Relationship Department,
2nd Floor, New Trading Wing,
Rotunda Building, P.J. Towers,
Dalal Street,
Mumbai – 400 001

National Stock Exchange of India Limited
Exchange Plaza, 5th Floor,
Plot No. C/1, G Block,
Bandra – Kurla Complex,
Bandra (E),
Mumbai – 400 051

Dear Sir,

Sub.: Information pursuant to Regulation 31 of Securities and Exchange Board of India (Listing Obligations and Disclosure Requirements) Regulations, 2015.

Pursuant to the requirements of Regulation 31 of the Securities and Exchange Board of India (Listing Obligations and Disclosure Requirements) Regulations, 2015, we are forwarding herewith the statement of shareholding pattern of the Company as on quarter ended 30th September, 2016.

You are requested to kindly take the above information on record.

Thanking You,

Yours faithfully,
For Hindustan Unilever Limited

Dev Bajpai
Executive Director (Legal & Corporate Affairs)
and Company Secretary
Membership No. F3354



Encl. as above

Shareholding Pattern of Equity Shares

1. Name of Listed Entity : **HINDUSTAN UNILEVER LIMITED**
2. Scrip Code/Name of Scrip/Class of Security : **500696/HINDUNILVR/EQUITY**
3. Share Holding Pattern Filed under: **Reg.31(1)(b)**

a. if under 31(1)(b) then indicate the report for quarter ending : **30th September, 2016**

4. Declaration :

Particulars	Promoter & Promoter Group	Public	Non Promoter	
			Promoter	Non Public
a) Whether the Listed Entity has issued any partly paid up shares	No	No	No	No
b) Whether the Listed Entity has issued any Convertible Securities or Warrants?	No	No	No	No
c) Whether the Listed Entity has any shares against which depository receipts are issued?	No	No	No	No
d) Whether the Listed Entity has any shares in locked-in?	No	No	No	No
e) Whether any shares held by promoters are pledge or otherwise encumbered?	No	N/A	N/A	N/A
f) Whether the Listed Entity has issued any Differential Voting Rights?	No	No	No	No

5. Disclosure of holding of specified securities is as follows :

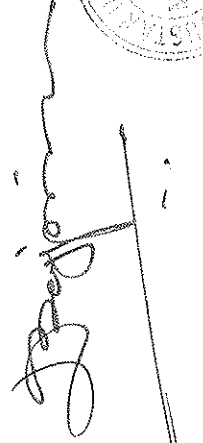




Table 1 - Summary Statement holding of specified securities

Category	Category of Shareholder	No of Shareholders	No of fully paid up equity shares held	No of Partly paid-up equity shares held	No of Shares Underlying Depository Receipts	Total No of Shares held (IV)+(V)+(VI)	Shareholding as a % of total no of shares (As a % of (A+B+C2))	Number of Voting Rights held in each class of securities			Total as a % of (A+B+C)	No of Shares Underlying convertible securities (Including Warrants)	Shareholding as a % assuming full conversion of convertible Securities (as a percentage of diluted share capital)	Number of Locked in Shares		Number of Shares pledged or otherwise encumbered	Number of equity shares held in dematerialized form
								Class X	Class Y	Total				No.	As a % of total Shares held		
(I)	(ii)	(iii)	(iv)	(v)	(vi)	(vii)	(viii)	(ix)	(x)	(xi)	(xii)	(xiii)	(xiv)	(xv)	(xvi)	(xvii)	
(A)	Promoter & Promoter Group	7	1454412858	0	0	1454412858	67.20	1454412858	0	1454412858	67.20	0	67.20	0	0.00	0	1454412858
(B)	Public	328946	709861826	0	0	709861826	32.80	709861826	0	709861826	32.80	0	32.80	0	0.00	0	660763028
(C)	Non Promoter-Non Public	0	0	0	0	0	0	0	0	0	0.00	0	0.00	0	0.00	0	0
(C1)	Shares underlying DRs	0	0	0	0	0	0	0	0	0	0.00	0	0.00	0	0.00	0	0
(C2)	Shares held by Employees Trusts	0	0	0	0	0	0	0	0	0	0.00	0	0.00	0	0.00	0	0
	Total:	328953	2164274684	0	0	2164274684	100.00	2164274684	0	2164274684	100.00	0	100.00	0	0.00	0	2115173886

The image shows a handwritten signature in black ink, which appears to be 'Rajesh Kumar'. To the right of the signature is a circular official stamp. The stamp contains the text 'UNIVERSITY OF DELHI' at the top and 'SECRETARY' at the bottom, with some illegible text in the center.

Table II - Statement showing shareholding pattern of the Promoter and Promoter Group

Category	Category & Name of the Shareholder	PAN	No of Shareholders	No of fully paid up equity shares held	No of Partly paid-up equity shares held	No of Shares Underlying Depository Receipts	Total No of Shares Held (IV+V+VI)	Shareholding as a % of total no of shares (calculated as per SCRR, 1957 (VIII) As a % of (A+B+C2)	Number of Voting Rights held in each class of securities			No of Shares Underlying convertible securities (including Warrants)	Shareholding as a % assuming full conversion of convertible Securities (as a percentage of diluted share capital) (VII)+(X) As a % of (A+B+C2)	Number of Locked in Shares		Number of Shares pledged or otherwise encumbered	Number of equity shares held in dematerialized form
									Class X	Class Y	Total			No.	As a % of total Shares		
	(i)	(ii)	(iii)	(iv)	(v)	(vi)	(vii)	(viii)	No of Voting Rights			(x)	(xi)	(xii)	(xiii)	(xiv)	
(1)	Indian Individuals/Hindu undivided Family																
(a)	Central Government/State Government(s)																
(b)	Financial Institutions/Banks																
(c)	Any Other																
(d)	Sub-total (A1)																
(2)	Foreign Individuals (Non-Resident Individuals/Foreign Individuals)																
(a)	Government																
(b)	Institutions																
(c)	Foreign Portfolio Investor																
(d)	Any Other																
(e)	Sub-total (A2)																
	Total Shareholding of Promoter and Promoter Group (A)=(A1)+(A2)																
			7	1454412858	0	0	1454412858	67.20	1454412858	0	1454412858	67.20	0	67.20	0	0.00	1454412858
			1	1114370148	0	0	1114370148	51.49	1114370148	0	1114370148	51.49	0	51.49	0	0.00	1114370148
	UNILEVER PLC	AAACU26856		60086250	0	0	60086250	2.78	60086250	0	60086250	2.78	0	2.78	0	0.00	60086250
	UNILEVER OVERSEAS HOLDINGS B V	AAACU67878		18865000	0	0	18865000	0.87	18865000	0	18865000	0.87	0	0.87	0	0.00	18865000
	UNILEVER OVERSEAS HOLDINGS AG	AAACU6882B		68784320	0	0	68784320	3.18	68784320	0	68784320	3.18	0	3.18	0	0.00	68784320
	BROOKE BOND GROUP LIMITED	AAACB36786		106739460	0	0	106739460	4.93	106739460	0	106739460	4.93	0	4.93	0	0.00	106739460
	BROOKE BOND ASSAM ESTATES LIMITED	AAACB3679H		32820480	0	0	32820480	1.52	32820480	0	32820480	1.52	0	1.52	0	0.00	32820480
	BROOKE BOND SOUTH INDIA ESTATES LIMITED	AAACB3680N		52747200	0	0	52747200	2.44	52747200	0	52747200	2.44	0	2.44	0	0.00	52747200
	Sub-Total (A2)		7	1454412858	0	0	1454412858	67.20	1454412858	0	1454412858	67.20	0	67.20	0	0.00	1454412858
	Total Shareholding of Promoter and Promoter Group (A)=(A1)+(A2)		7	1454412858	0	0	1454412858	67.20	1454412858	0	1454412858	67.20	0	67.20	0	0.00	1454412858



Table III - Statement showing shareholding pattern of the Public Shareholder

Category	Category & Name of the Shareholder	PAN	No of Shareholders	No of fully paid up equity shares held	No of Party paid up equity shares held	No of Underlying Depository Receipts	Total No of Shares Held (IV+V+VI)	Shareholding as a % of total no of shares (A+B+C2)	No of Voting Rights			Shareholding as a % assuming full conversion of convertible Securities (as a percentage of diluted share capital)	Number of Locked in Shares	Number of Shares pledged or otherwise encumbered	Number of equity shares held in dematerialised form	
									Class X	Class Y	Total					(X)
	(I)	(II)	(III)	(IV)	(V)	(VI)	(VII)	(VIII)	(IX)			(X)	(XI)	(XII)	(XIII)	(XIV)
(1)	Institutions															
(a)	Mutual Funds		226	28910510	0	0	28910510	1.34	0	0	0	1.34	0	0.00	0	28861226
(b)	Venture Capital Funds		0	0	0	0	0	0.00	0	0	0	0.00	0	0.00	0	0
(c)	Alternate Investment Funds		0	0	0	0	0	0.00	0	0	0	0.00	0	0.00	0	0
(d)	Foreign Venture Capital Investors		0	0	0	0	0	0.00	0	0	0	0.00	0	0.00	0	0
(e)	Foreign Portfolio Investors		770	298456102	0	0	298456102	13.79	0	0	0	13.79	0	0.00	0	298418652
(f)	Financial Institutions/Banks		145	7019505	0	0	7019505	3.32	0	0	0	3.32	0	0.00	0	6888515
(g)	Insurance Companies		18	76325818	0	0	76325818	3.53	0	0	0	3.53	0	0.00	0	76316218
(h)	LIFE INSURANCE CORPORATION OF INDIA	AAACLD582H	1	33445454	0	0	33445454	1.55	0	0	0	1.55	0	0.00	0	33445454
(i)	Provident Funds/Pension Funds		0	0	0	0	0	0.00	0	0	0	0.00	0	0.00	0	0
(j)	Any Other		0	0	0	0	0	0.00	0	0	0	0.00	0	0.00	0	0
(k)	Sub Total (B)(1)		1159	410711935	0	0	410711935	18.98	0	0	0	18.98	0	0.00	0	410484711
(2)	Central Government/State Government/President of India		1	20	0	0	20	0.00	0	0	0	0.00	0	0.00	0	0
(3)	Sub Total (B)(2)		1	20	0	0	20	0.00	0	0	0	0.00	0	0.00	0	0
(4)	Non-Institutions		319400	258903099	0	0	258903099	11.96	0	0	0	11.96	0	0.00	0	21625519
(a)	i. Individual shareholders holding nominal share capital up to Rs.2 lakhs		6	1893715	0	0	1893715	0.09	0	0	0	0.09	0	0.00	0	1183865
(b)	ii. Individual shareholders holding nominal share capital in excess of Rs. 2 Lakhs		0	0	0	0	0	0.00	0	0	0	0.00	0	0.00	0	0
(b)	NBFCs Registered with RBI		9	198660	0	0	198660	0.01	0	0	0	0.01	0	0.00	0	198660
(c)	Employee Trusts		0	0	0	0	0	0.00	0	0	0	0.00	0	0.00	0	0
(d)	Overseas Depositories (Holding DRs)(Balancing figure)		0	0	0	0	0	0.00	0	0	0	0.00	0	0.00	0	0
(e)	Any Other		0	0	0	0	0	0.00	0	0	0	0.00	0	0.00	0	0
(f)	FOREIGN BANKS		15	29517	0	0	29517	0.00	0	0	0	0.00	0	0.00	0	29517
(g)	FOREIGN NATIONALS		35	23134	0	0	23134	0.00	0	0	0	0.00	0	0.00	0	20014
(h)	DIRECTORS AND THEIR RELATIVES		5	84247	0	0	84247	0.00	0	0	0	0.00	0	0.00	0	84247
(i)	BODIES CORPORATE		2383	23736191	0	0	23736191	1.10	0	0	0	1.10	0	0.00	0	23735157
(j)	CLEARING MEMBERS		215	2658871	0	0	2658871	0.12	0	0	0	0.12	0	0.00	0	2658871
(k)	OVERSEAS CORPORATE BODIES		2	3600	0	0	3600	0.00	0	0	0	0.00	0	0.00	0	3600
(l)	TRUSTS		85	3504063	0	0	3504063	0.16	0	0	0	0.16	0	0.00	0	3504063
(m)	NON RESIDENT INDIANS		5631	8114774	0	0	8114774	0.37	0	0	0	0.37	0	0.00	0	7711204
(n)	Sub Total (B)(3)		32786	29949871	0	0	29949871	13.82	0	0	0	13.82	0	0.00	0	250276317
(o)	Total Public Shareholding (B) = (B)(1)+(B)(2)+(B)(3)		328946	709861826	0	0	709861826	32.80	0	0	0	32.80	0	0.00	0	660761023

A handwritten signature in black ink is written over a circular blue stamp. The stamp contains the text 'HINDUSTAN UNILEVER LIMITED' around the perimeter and 'MEMBER' in the center. The signature appears to be 'S. K. ...'.

Table IV - Statement showing shareholding pattern of the Non Promoter - Non Public Shareholder

Category	Category & Name of the Shareholder	PAN	No of Shareholders	No of fully paid up equity shares held	No of Partly paid up equity shares held	No of Shares Underlying Depository Receipts	Total No of Shares Held (IV+V+VI)	Shareholding as a % of total no of shares (A+B+C2)	Number of Voting Rights held in each class of securities			No of Shares Underlying convertible securities (including Warrants)	Shareholding as a % assuming full conversion of convertible Securities (as a percentage of diluted share capital)	Number of Locked in Shares	Number of Shares pledged or otherwise encumbered	Number of equity shares held in dematerialized form
									Class X	Class Y	Total					
									No of Voting Rights							
(1)	(I) Custodian/DR Holder	(II)	(III)	(IV)	(V)	(VI)	(VII)	(VIII)			(IX)	(X)	(XI)	(XII)	(XIII)	(XIV)
	Employee Benefit Trust (Under SEBI(Share based Employee Benefit) Regulations 2014)															
(2)	Total Non-Promoter-Non Public Shareholding (C) = (C1)+(C)(2)															

Details of the shareholders acting as persons in Concert including their Shareholding:			
Name of Shareholder	Name of PAC	No of shares	Holding%
Total:		0	0


[Handwritten signature]



Details of Shares which remain unclaimed may be given here along with details such as number of shareholders, outstanding shares held in demat/unclaimed suspense account

No of Shareholders

No of shares

A handwritten signature in black ink, appearing to be 'S. S. S.', written over a horizontal line.