



Hindustan Unilever Limited

Hindustan Unilever Limited
Unilever House
B D Sawant Marg
Chakala, Andheri East
Mumbai 400 099

Tel: +91 (22) 3983 0000
Web: www.hul.co.in
CIN: L15140MH1933PLC002030

5th July, 2017

Stock Code: BSE-500696
NSE- HINDUNILVR
ISIN: INE030A01027

BSE Limited
Corporate Relationship Department,
2nd Floor, New Trading Wing,
Rotunda Building, P.J. Towers,
Dalal Street,
Mumbai – 400 001

National Stock Exchange of India Limited
Exchange Plaza, 5th Floor,
Plot No. C/1, G Block,
Bandra – Kurla Complex,
Bandra (E),
Mumbai – 400 051

Dear Sir,

Sub.: Information pursuant to Regulation 31 of Securities and Exchange Board of India (Listing Obligations and Disclosure Requirements) Regulations, 2015.


Pursuant to the requirements of Regulation 31 of the Securities and Exchange Board of India (Listing Obligations and Disclosure Requirements) Regulations, 2015, we are forwarding herewith the statement of shareholding pattern of the Company as on quarter ended 30th June, 2017.

You are requested to kindly take the above information on record.

Thanking You,

Yours faithfully,
For Hindustan Unilever Limited

Dev Bajpai
Executive Director (Legal & Corporate Affairs)
and Company Secretary
Din: 00050516



Encl. as above

Shareholding Pattern of Equity Shares

1. Name of Listed Entity : **HINDUSTAN UNILEVER LIMITED**
2. Scrip Code/Name of Scrip/Class of Security : **500696/HINDUNILVR/EQUITY**
3. Share Holding Pattern Filed under: **Reg.31(1)(b)**
 - a. if under 31(1)(b) then indicate the report for quarter ending : **30th June, 2017**

4. Declaration :

Particulars	Promoter & Promoter Group	Public	Non Promoter Non Public
a) Whether the Listed Entity has issued any partly paid up shares	No	No	No
b) Whether the Listed Entity has issued any Convertible Securities or Warrants?	No	No	No
c) Whether the Listed Entity has any shares against which depository receipts are issued?	No	No	No
d) Whether the Listed Entity has any shares in locked-in?	No	No	No
e) Whether any shares held by promoters are pledge or otherwise encumbered?	No	N/A	N/A
f) Whether the Listed Entity has issued any Differential Voting Rights?	No	No	No

5. Disclosure of holding of specified securities is as follows :



[Handwritten Signature]

Table 1 - Summary Statement holding of specified securities

Category	Category of Shareholder	No of Shareholders	No of fully paid up equity shares held	No of equity shares held	No of Party paid-up equity shares held	No of Shares Underlying Depository Receipts	Total No of Shares Held (VII) = (IV)+(V)+(VI)	Shareholding as a % of total no of shares (As a % of (A+B+C2))	No of Voting Rights held in each class of securities	Class X	Class Y	Total	Total as a % of (A+B+C)	No of Shares Underlying convertible securities	Shareholding as a % assuming full conversion of convertible Securities (as a % of total Shares held)	Number of Locked Shares in	As a % of total Shares held	Number of Shares pledged or	As a % of total Shares held	Number of equity shares held in dematerialized form
	(I)	(II)	(IV)	(V)	(VI)	(VII)	(VIII)	(IX)	(X)	(XI)	(XII)	(XIII)	(XIV)	(XV)	(XVI)	(XVII)	(XVIII)	(XIX)	(XX)	(XXI)
(A)	Promoter & Promoter Group	7	1454412858	0	0	1454412858	67.20	1454412858	67.20	0	0	1454412858	67.20	0	0.00	0	0.00	0	0.00	1454412858
(B)	Public	321865	710051671	0	0	710051671	32.80	710051671	32.80	0	0	710051671	32.80	0	0.00	0	0.00	0	0.00	653435042
(C)	Non Promoter-Non Public																			
(C1)	Shares underlying DRs	0	0	0	0	0	0.00	0	0.00	0	0	0	0.00	0	0.00	0	0.00	0	0.00	0
(C2)	Shares held by Employees Trusts	0	0	0	0	0	0.00	0	0.00	0	0	0	0.00	0	0.00	0	0.00	0	0.00	0
	Total:	321872	2164464529	0	0	2164464529	100.00	2164464529	100.00	0	0	2164464529	100.00	0	0.00	0	0.00	0	0.00	2117845900






Table II - Statement showing shareholding pattern of the Promoter and Promoter Group

Category	Category & Name of the Shareholder	PAN	No of Shareholders	No of fully paid up equity shares held	No of Partly paid-up equity shares held	No of Shares Underlying Depository Receipts	Total No of Shares held (IV+V+VI)	Shareholding as a % of total no of shares (calculated as per SCRR, 1957 (VIII) As a % of (A+B+C2)	Number of Voting Rights held in each class of securities			No of Shares Underlying convertible securities (including Warrants)	Shareholding as a % assuming full conversion of convertible Securities (as a percentage of diluted share capital) (VII)+(X) As a % of (A+B+C2)	Number of Locked in Shares	Number of Shares pledged or otherwise encumbered	Number of equity shares held in dematerialized form	
									Class X	Class Y	Total						
	(i)	(ii)	(iii)	(iv)	(v)	(vi)	(vii)	(viii)	(ix)			(x)	(xi)	(xii)	(xiii)	(xiv)	
(1)	Indian Individuals/Hindu undivided family																
(a)	Central Government/State Government(s)																
(b)	Financial Institutions/Banks																
(c)	Any Other																
(d)	Sub-Total (A)(1)																
(2)	Foreign Individuals (Non-Resident Individuals)/Foreign Institutions																
(a)	Government																
(b)	Institutions																
(c)	Foreign Portfolio Investor																
(d)	Any Other																
(e)	Sub-Total (A)(2)																
	Total Shareholding of Promoter and Promoter Group (A)=(A)(1)+(A)(2)																
	UNILEVER PLC	AAACU2655G		7	1454412858	0	0	67.20	1454412858	67.20	1454412858	67.20	0	67.20	0	0.00	1454412858
	UNILEVER UK&CN HOLDINGS LIMITED	AAACU6787B		1	1114370148	0	0	51.48	1114370148	51.48	1114370148	51.48	0	51.48	0	0.00	1114370148
	UNILEVER OVERSEAS HOLDINGS B.V	AAACU6881C		1	60086250	0	0	2.78	60086250	2.78	60086250	2.78	0	2.78	0	0.00	60086250
	UNILEVER OVERSEAS HOLDINGS AG	AAACU6882B		1	18865000	0	0	0.87	18865000	0.87	18865000	0.87	0	0.87	0	0.00	18865000
	BROOKE BOND GROUP LIMITED	AAACB3679H		1	68784320	0	0	3.18	68784320	3.18	68784320	3.18	0	3.18	0	0.00	68784320
	BROOKE BOND ASSAM ESTATES LIMITED	AAACB3679H		1	106739460	0	0	4.93	106739460	4.93	106739460	4.93	0	4.93	0	0.00	106739460
	BROOKE BOND SOUTH INDIA ESTATES LIMITED	AAACB3680N		1	32820480	0	0	1.52	32820480	1.52	32820480	1.52	0	1.52	0	0.00	32820480
	Sub-Total (A)(2)			7	52747200	0	0	2.44	52747200	2.44	52747200	2.44	0	2.44	0	0.00	52747200
	Total Shareholding of Promoter and Promoter Group (A)=(A)(1)+(A)(2)			7	1454412858	0	0	67.20	1454412858	67.20	1454412858	67.20	0	67.20	0	0.00	1454412858



[Handwritten Signature]

Category	Category & Name of the Shareholder	PAN	No of shareholders		No of fully paid up equity shares held	No of Partly paid up equity shares held	No of Shares Underlying Depository Receipts	Total No of Shares Held (V+VI+VII)	Shareholding as a % of total no of Shares (V+VI+VII)	No of Voting Rights			Total as a % of (A+B+C)	No of Shares Underlying Outstanding convertible securities (Including Warrants)	Shareholding as a % assuming full conversion of convertible Securities (as a percentage of diluted share capital)	Number of Locked in Shares	Number of Shares pledged or otherwise encumbered	Number of equity shares held in dematerialized form
			(i)	(ii)						(i)	(ii)	(iii)						
										No. of Voting Rights								
										Class X	Class Y	Total						
										(V)	(VI)	(VII)	(A)	(B)	(C)	(D)	(E)	(F)
(1)	Institutions:																	
(1a)	Mutual Funds																	
(1b)	Venture Capital Funds		256	3498378	0	0	0	3498378	1.62	2659378	0	0	0	0	0	0	0	3498378
(1c)	Alternate Investment Funds		0	0	0	0	0	0	0.00	0	0	0	0	0	0	0	0	0
(1d)	Foreign Venture Capital Investors		0	0	0	0	0	0	0.00	0	0	0	0	0	0	0	0	0
(1e)	Foreign Portfolio Investors		832	291196828	0	0	0	291196828	13.45	291196828	0	0	0	0	0	0	0	291196828
(1f)	Financial Institutions/Banks		135	6516305	0	0	0	6516305	0.31	6516305	0	0	0	0	0	0	0	6516305
(1g)	Insurance Companies		18	79154367	0	0	0	79154367	3.66	79154367	0	0	0	0	0	0	0	79154367
(1h)	LIFE INSURANCE CORPORATION OF INDIA		1	40996664	0	0	0	40996664	1.89	40996664	0	0	0	0	0	0	0	40996664
(1i)	Any Other		0	0	0	0	0	0	0.00	0	0	0	0	0	0	0	0	0
(2)	Sub-total (B)(1)		1244	411975878	0	0	0	411975878	19.03	411975878	0	0	0	0	0	0	0	411975878
(3)	Central Government/State Government(s)/President of India		1	20	0	0	0	20	0.00	20	0	0	0	0	0	0	0	20
(4)	Non-resident		1	20	0	0	0	20	0.00	20	0	0	0	0	0	0	0	20
(5)	Individual shareholder holding nominal share capital		31287	25727376	0	0	0	25727376	11.68	25727376	0	0	0	0	0	0	0	25727376
(6)	Individual shareholder holding nominal share capital		5	1664925	0	0	0	1664925	0.08	1664925	0	0	0	0	0	0	0	1664925
(7)	Foreign Investors		9	16010	0	0	0	16010	0.00	16010	0	0	0	0	0	0	0	16010
(8)	Overseas Depositors (Holding DIB) (Balance figure)		0	0	0	0	0	0	0.00	0	0	0	0	0	0	0	0	0
(9)	FOREIGN BANKS		14	7720	0	0	0	7720	0.00	7720	0	0	0	0	0	0	0	7720
(10)	FOREIGN NATIONALS		34	26459	0	0	0	26459	0.00	26459	0	0	0	0	0	0	0	26459
(11)	DIRECTORS AND THEIR RELATIVES		7	124795	0	0	0	124795	0.01	124795	0	0	0	0	0	0	0	124795
(12)	BODIES CORPORATE		278	28678533	0	0	0	28678533	1.32	28678533	0	0	0	0	0	0	0	28678533
(13)	CLEARING MEMBERS		154	1590095	0	0	0	1590095	0.07	1590095	0	0	0	0	0	0	0	1590095
(14)	NON RESIDENT INDIANS		5895	8443768	0	0	0	8443768	0.39	8443768	0	0	0	0	0	0	0	8443768
(15)	OVERSEAS CORPORATE BODIES		1	500	0	0	0	500	0.00	500	0	0	0	0	0	0	0	500
(16)	TRUSTS		89	4843092	0	0	0	4843092	0.22	4843092	0	0	0	0	0	0	0	4843092
(17)	Sub-total (B)(2)		370623	29807473	0	0	0	29807473	13.77	29807473	0	0	0	0	0	0	0	29807473
(18)	Total Public Shareholding (B) = (B)(1)+(B)(2)		321865	710050171	0	0	0	710050171	32.80	710050171	0	0	0	0	0	0	0	710050171



[Handwritten Signature]

Table IV - Statement showing shareholding pattern of the Non Promoter - Non Public Shareholder

Category	PAN	No of Shareholders	No of fully paid up equity shares held	No of Partly paid up equity shares held	No of Shares Underlying Depository Receipts	Total No of Shares Held (IV+V+VI)	Shareholding as a % of total no of shares (A+B+C2)	Number of Voting Rights held in each class of securities			No of Shares Underlying convertible securities (including Warrants)	Shareholding as a % assuming full conversion of convertible Securities (as a percentage of diluted share capital)	Number of Locked in Shares	Number of Shares pledged or otherwise encumbered	Number of equity shares held in dematerialized form
								No of Voting Rights		Total as a % of (A+B+C)					
								Class X	Class Y						
(1)	(II)	(III)	(IV)	(V)	(VI)	(VII)	(VIII)	(IX)	(X)	(XI)	(XII)	(XIII)	(XIV)		
(2)	Custodian/DR Holder Employee Benefit Trust (under SEBI(Share based Employee Benefit	0	0	0	0	0	0.00	0	0	0.00	0	0.00	0	0	
	Total Non-Promoter-Non Public Shareholding (C) = (C1)+(C2)	0	0	0	0	0	0.00	0	0	0.00	0	0.00	0	0	

