



## Hindustan Unilever Limited

Hindustan Unilever Limited  
Unilever House  
B D Sawant Marg  
Chakala, Andheri East  
Mumbai 400 099

Tel: +91 (22) 3983 0000  
Web: www.hul.co.in  
CIN: L15140MH1933PLC002030

12th April, 2016

Stock Code: BSE-500696  
NSE- HINDUNILVR  
ISIN: INE030A01027

BSE Limited  
Corporate Relationship Department,  
2nd Floor, New Trading Wing,  
Rotunda Building, P.J. Towers,  
Dalal Street,  
Mumbai – 400 001

National Stock Exchange of India Limited  
Exchange Plaza, 5th Floor,  
Plot No. C/1, G Block,  
Bandra – Kurla Complex,  
Bandra (E),  
Mumbai – 400 051

Dear Sir,

**Sub.: Information pursuant to Regulation 31 of Securities and Exchange Board of India (Listing Obligations and Disclosure Requirements) Regulations, 2015.**

Pursuant to the requirements of Regulation 31 of the Securities and Exchange Board of India (Listing Obligations and Disclosure Requirements) Regulations, 2015, we are forwarding herewith the statement of shareholding pattern of the Company as on quarter ended 31st March, 2016.

You are requested to kindly take the above information on record.

Thanking You,

Yours faithfully,  
For Hindustan Unilever Limited

**Dev Bajpai**  
Executive Director (Legal & Corporate Affairs)  
and Company Secretary  
Membership No. F3354



Encl. as above

**Shareholding Pattern of Equity Shares**

1. Name of Listed Entity : **HINDUSTAN UNILEVER LIMITED**
2. Scrip Code/Name of Scrip/Class of Security : **500696/HINDUNILVR/EQUITY**
3. Share Holding Pattern Filed under: **Reg.31(1)(b)**
  - a. if under 31(1)(b) then indicate the report for quarter ending : **31st March, 2016**

**4. Declaration :**

<b>Particulars</b>	<b>Promoter &amp; Promoter Group</b>	<b>Public</b>	<b>Non Promoter Non Public</b>
a) Whether the Listed Entity has issued any partly paid up shares	No	No	No
b) Whether the Listed Entity has issued any Convertible Securities or Warrants?	No	No	No
c) Whether the Listed Entity has any shares against which depository receipts are issued?	No	No	No
d) Whether the Listed Entity has any shares in locked-in?	No	No	No
e) Whether any shares held by promoters are pledge or otherwise encumbered?	No	N/A	N/A
f) Whether the Listed Entity has issued any Differential Voting Rights?	No	No	No

5. Disclosure of holding of specified securities is as follows :



Table 1 - Summary Statement holding of specified securities

Category	Category of Shareholder	No of Shareholders	No of fully paid up equity shares held	No of Partly paid-up equity shares held	No of Shares Underlying Depository Receipts	Total No of Shares Held	Shareholding as a % of total no of shares	Number of Voting Rights held in each class of securities			No of Shares Underlying convertible securities	Shareholding as a % assuming full conversion of convertible Securities (as a	Number of Locked in Shares	Number of Shares pledged or otherwise encumbered	Number of equity shares held in dematerialized form
								Class X	Class Y	Total					
(i)	(ii)	(iii)	(iv)	(v)	(vi)	(vii)	(viii)	(ix)			(x)	(xi)	(xii)	(xiii)	(xiv)
[A]	Promoter & Promoter Group	7	1454412858	0	0	1454412858	67.21	0	1454412858	0	0.00	0	0.00	0	1454412858
[B]	Public	329313	709524113	0	0	709524113	32.79	0	709524113	0	0.00	0	0.00	0	659076425
[C]	Non Promoter-Non Public														
[C1]	Shares underlying DRs	0	0	0	0	0	0.00	0	0	0	0.00	0	0.00	0	0
[C2]	Shares held by Employees Trusts	0	0	0	0	0	0.00	0	0	0	0.00	0	0.00	0	0
	Total:	329320	2163936971	0	0	2163936971	100.00	2163936971	0	2163936971	0	0.00	0.00	0	2113489283




Table II - Statement showing shareholding pattern of the Promoter and Promoter Group

Category & Name of the Shareholder	PAN	No of Shareholders	No of fully paid up equity shares held	No of Partly paid-up equity shares held	No of Shares Underlying Depository Receipts	Total No of Shares Held (Y+V+VI)	Shareholding as a % of total no of shares (A+B+C2)	Number of Voting Rights held in each class of securities			Total as a % of (A+B+C)	No of Shares Underlying convertible securities (including Warrants)	Shareholding as a % assuming full conversion of convertible Securities as a percentage of diluted share capital	Number of Locked in Shares		Number of Shares pledged or otherwise encumbered	As a % of total Shares	Number of equity shares held in dematerialized form
								Class X	Class Y	Total				No.	As a % of total Shares			
		(III)	(IV)	(V)	(VI)	(VII)	(VIII)	(IX)			(X)	(XI)	(XII)	(XIII)	(XIV)	(XV)		
(1) Indian																		
(a) Individuals/Hindu undivided Family																		
(b) Central Government/State Government(s)																		
(c) Financial Institutions/Banks																		
(d) Any Other																		
Sub-Total (A1)																		
(2) Foreign																		
(a) Individuals (Non-Resident Individuals/Foreign Individuals)																		
(b) Government																		
(c) Institutions																		
(d) Foreign Portfolio Investor																		
(e) Any Other																		
UNILEVER PLC	AAACU2685G	7	1454412858			1454412858	67.21	1454412858	0	1454412858	67.21	0	0.00	0	0.00	0	0.00	1454412858
UNILEVER UK&CN HOLDINGS LIMITED	AAACU6787B		1114370148			1114370148	51.50	1114370148	0	1114370148	51.50	0	0.00	0	0.00	0	0.00	1114370148
UNILEVER OVERSEAS HOLDINGS B V	AAACU6881C		6086250			6086250	2.78	6086250	0	6086250	2.78	0	0.00	0	0.00	0	0.00	6086250
UNILEVER OVERSEAS HOLDINGS AG	AAACU6882B		18865000			18865000	8.87	18865000	0	18865000	8.87	0	0.00	0	0.00	0	0.00	18865000
BROOKE BOND GROUP LIMITED	AAACU6882B		68784320			68784320	3.18	68784320	0	68784320	3.18	0	0.00	0	0.00	0	0.00	68784320
BROOKE BOND ASSAM ESTATES LIMITED	AACCB3678G		10673940			10673940	4.93	10673940	0	10673940	4.93	0	0.00	0	0.00	0	0.00	10673940
BROOKE BOND SOUTH INDIA ESTATES LIMITED	AACCB3680N		32820480			32820480	1.52	32820480	0	32820480	1.52	0	0.00	0	0.00	0	0.00	32820480
Sub-Total (A2)		7	1454412858			1454412858	67.21	1454412858	0	1454412858	67.21	0	0.00	0	0.00	0	0.00	1454412858
Total Shareholding of Promoter and Promoter Group (A1+A2)		7	1454412858			1454412858	67.21	1454412858	0	1454412858	67.21	0	0.00	0	0.00	0	0.00	1454412858




Table III - Statement showing shareholding pattern of the Public shareholder

Category	Category & Name of the Shareholder	PAN	No of Shareholders	No of fully paid up equity shares held	No of Partly paid up equity shares held	No of Shares Underlying Depository Receipts	Total No of Shares Held [(IV)+(V)]	Shareholding as a % of total no of shares [(A+B+C2)]	Number of Voting Rights securities	No of Voting Rights			Total as a % of [(A+B+C)]	No of Shares Underlying convertible securities (including Warrants)	Shareholding as a % assuming full conversion of convertible Securities (as a percentage of diluted share capital)	Number of Locked in Shares	Number of Shares pledged or otherwise encumbered	Number of equity shares held in dematerialized form
										Class X	Class Y	Total						
	(I)	(II)	(III)	(IV)	(V)	(VI)	(VII)	(VIII)	(IX)	(X)	(XI)	(XII)	(XIII)	(XIV)	(XV)	(XVI)	(XVII)	
(1) Institutions																		
(a) Mutual Funds			230	18865950	0	0	18865950	0.87	18865950	0	0	0	0	0	0	0	0	18865950
(b) Venture Capital Funds			0	0	0	0	0	0.00	0	0	0	0	0	0	0	0	0	0
(c) Alternate Investment Funds			0	0	0	0	0	0.00	0	0	0	0	0	0	0	0	0	0
(d) Foreign Venture Capital Investors			0	0	0	0	0	0.00	0	0	0	0	0	0	0	0	0	0
(e) Foreign Portfolio Investors			708	307197989	0	0	307197989	14.20	307197989	0	0	0	0	0	0	0	0	307197989
(f) Financial Institutions/Banks			138	6944202	0	0	6944202	0.32	6944202	0	0	0	0	0	0	0	0	6944202
(g) Insurance Companies			18	78150508	0	0	78150508	3.61	78150508	0	0	0	0	0	0	0	0	78150508
(h) LIFE INSURANCE CORPORATION OF INDIA			18	33445454	0	0	33445454	1.55	33445454	0	0	0	0	0	0	0	0	33445454
(i) Provident Funds/Pension Funds			0	0	0	0	0	0.00	0	0	0	0	0	0	0	0	0	0
(j) Any Other			0	0	0	0	0	0.00	0	0	0	0	0	0	0	0	0	0
(2) Sub Total (B)(1)			1094	411058649	0	0	411058649	19.90	411058649	0	0	0	0	0	0	0	0	411058649
(3) Central Government/State Government(s)/President of India			1	20	0	0	20	0.00	20	0	0	0	0	0	0	0	0	20
(4) Sub Total (B)(2)			1	20	0	0	20	0.00	20	0	0	0	0	0	0	0	0	20
(5) Non-Institutions			319957	261409332	0	0	261409332	12.08	261409332	0	0	0	0	0	0	0	0	261409332
(a) Individual shareholders holding nominal share capital up to Rs. 2 Lakhs			6	1893715	0	0	1893715	0.09	1893715	0	0	0	0	0	0	0	0	1893715
(b) Individual shareholders holding nominal share capital in excess of Rs. 2 Lakhs			8	9650	0	0	9650	0.00	9650	0	0	0	0	0	0	0	0	9650
(c) NBFCs Registered with RBI			0	0	0	0	0	0.00	0	0	0	0	0	0	0	0	0	0
(d) Employee Trusts			0	0	0	0	0	0.00	0	0	0	0	0	0	0	0	0	0
(e) Overseas Depositories Holding DRs (Balancing figure)			8247	35152747	0	0	35152747	1.62	35152747	0	0	0	0	0	0	0	0	35152747
(f) Any Other			22689223	22689223	0	0	22689223	1.05	22689223	0	0	0	0	0	0	0	0	22689223
(6) BODIES CORPORATES			1021165	1021165	0	0	1021165	0.05	1021165	0	0	0	0	0	0	0	0	1021165
(7) CLEARING MEMBERS			78182	78182	0	0	78182	0.00	78182	0	0	0	0	0	0	0	0	78182
(8) DIRECTORS AND THEIR RELATIVES			29524	29524	0	0	29524	0.00	29524	0	0	0	0	0	0	0	0	29524
(9) FOREIGN BANKS			8230987	8230987	0	0	8230987	0.38	8230987	0	0	0	0	0	0	0	0	8230987
(10) FOREIGN NATIONALS			17115	17115	0	0	17115	0.00	17115	0	0	0	0	0	0	0	0	17115
(11) NON RESIDENT INDIANS			3600	3600	0	0	3600	0.00	3600	0	0	0	0	0	0	0	0	3600
(12) OVERSEAS CORPORATE BODIES			3082951	3082951	0	0	3082951	0.14	3082951	0	0	0	0	0	0	0	0	3082951
(13) TRUSTS			298465444	298465444	0	0	298465444	13.79	298465444	0	0	0	0	0	0	0	0	298465444
(14) Sub Total (B)(3)			329713	709524113	0	0	709524113	32.79	709524113	0	0	0	0	0	0	0	0	709524113
(15) Total Public Shareholding (B) = (B)(1)+(B)(2)+(B)(3)			329713	709524113	0	0	709524113	32.79	709524113	0	0	0	0	0	0	0	0	709524113




Table IV - Statement showing shareholding pattern of the Non Promoter - Non Public Shareholder

Category	Category & Name of the Shareholder	PAN	No of Shareholders	No of fully paid up equity shares held	No of Partly paid-up equity shares held	No of Shares Underlying Depository Receipts	Total No of Shares Held [(V)+(VI)]	Shareholding as a % of total shares [(A+B+C2)]	Number of Voting Rights held in each class of securities			No of Shares Underlying convertible securities (including Warrants)	Shareholding as a % assuming full conversion of convertible Securities (as a percentage of diluted share capital)	Number of Locked in Shares	Number of Shares pledged or otherwise encumbered	Number of equity shares held in dematerialized form		
									Class X	Class Y	Total							
									No of Voting Rights									
	(1) Custodian/DR Holder																	
	Employee Benefit Trust Under SEBI (Share based Employee Benefit) Regulations 2014																	
	(2) Employee Benefit) Regulations 2014																	
	<b>Total Non-Promoter-Non Public Shareholding [C] = [C1]+[C2]</b>																	

